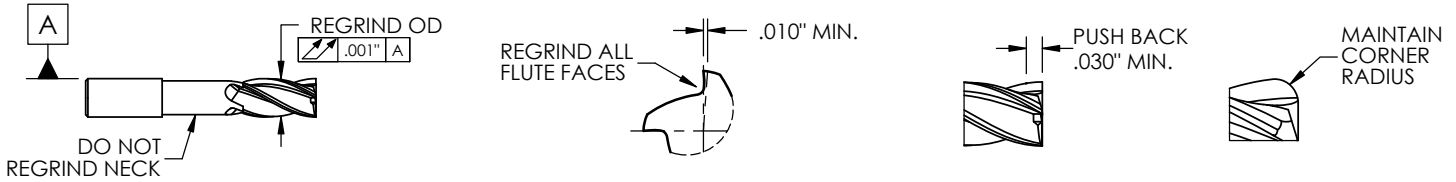


GENERAL END MILL RECONDITION

DEFAULT REGRIND SERVICE

- REGRIND OD, FLUTE FACE, CORNER RADIUS and END
(UNLESS OTHERWISE SPECIFIED BELOW)
- DO NOT REGRIND NECK (LBS)
- RADIAL RUNOUT = .001" TIR MAX.
- MAINTAIN EXISTING OD RELIEF STYLE
- CONVENTIONAL or ECCENTRIC -
- CUT DIAMETER REDUCTION = .020" MIN.
(MAY INCREASE IF HEAVILY DAMAGED)
- FACE GRIND AMOUNT = .010" MIN.
(MAY INCREASE IF HEAVILY DAMAGED)
- PUSH BACK ON END = .030" MIN.
(MAY INCREASE IF HEAVILY DAMAGED)
- MAINTAIN EXISTING CORNER RADIUS



SPECIAL REGRIND OPTIONS

(INDICATE SPECIAL REQUIREMENTS BELOW)

OD OPTIONS (PLEASE SPECIFY)

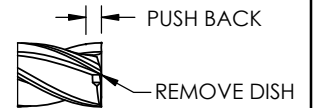
- *GRIND OD ONLY***
 - GRIND OD and EXISTING CORNER RADIUS
 - CORNER RADIUS TANGENT BLEND TO END IS NOT GUARANTEED
- MAXIMUM CUT DIAMETER REDUCTION ALLOWED
REDUCTION AMOUNT = _____
- MINIMUM ACCEPTABLE DIAMETER
DIAMETER = _____
TOLERANCE = + _____
- _____
- GRIND TO DIAMETER
DIAMETER = _____
TOLERANCE = + _____
- _____
- GRIND IN MATCHING SETS
NUMBER of TOOLS PER SET = _____
DIAMETER TOLERANCE IN SET = _____
- GRIND TO NOMINAL DIAMETERS
DIAMETER 1 = _____
DIAMETER 2 = _____
DIAMETER 3 = _____
DIAMETER 4 = _____
TOLERANCE = + _____
- _____

CORNER RADIUS OPTIONS (PLEASE SPECIFY)

- ADD RADIUS or CHANGE RADIUS SIZE
NEW SIZE = _____
- REMOVE CORNER RADIUS (LEAVE SHARP CORNER)

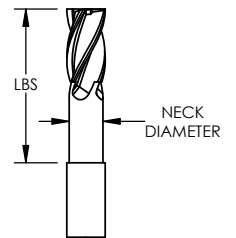
END OPTIONS (PLEASE SPECIFY)

- *GRIND END ONLY***
 - GRIND END and EXISTING CORNER RADIUS
 - CORNER RADIUS TANGENT BLEND TO OD IS NOT GUARANTEED
- MAXIMUM ALLOWABLE PUSH BACK
MAXIMUM = _____
- MINIMUM ALLOWABLE PUSH BACK
MINIMUM = _____
- GRIND END FLAT (REMOVE DISH)



NECK OPTIONS (PLEASE SPECIFY)

- MAINTAIN ORIGINAL NECK LENGTH
- GRIND NECK TO:
DIAMETER = _____
LENGTH (LBS) = _____



IMCO JOB No.
CUSTOMER PO No.

REGRIND APPROVAL PLEASE SIGN AND DATE
<i>REGRIND IS BASED ON THESE INSTRUCTIONS. INDICATE ANY SPECIAL REQUIREMENTS.</i>

COMPANY:
NAME:
DATE: